

CORPORACION AUTONOMA REGIONAL PARA EL DESARROLLO SOSTENIBLE DEL CHOCHO - CODECHOCHO  
 NIT: 899999238



ESTADO DE SITUACION FINANCIERA DE 1 DE OCTUBRE A 31 DE DICIEMBRE DE 2019



NRO CTA	NOMBRE CTA	SALDO INICIAL	DEBITO	CREDITO	SALDO FINAL	SALDO CORRIENTE	SALDO NO CORRIENTE
<b>100000</b>	<b>ACTIVO</b>	<b>47,088,029,556.96</b>	<b>27,725,033,940.63</b>	<b>31,329,488,956.85</b>	<b>43,483,574,540.74</b>	<b>36,984,493,351.92</b>	<b>6,499,081,188.82</b>
<b>110000</b>	<b>EFECTIVO Y EQUIVALENTE AL EFECTIVO</b>	<b>1,410,352,573.59</b>	<b>16,068,120,413.10</b>	<b>16,143,960,508.92</b>	<b>1,334,512,477.77</b>	<b>1,334,512,477.77</b>	<b>0.00</b>
<b>110500</b>	<b>CAJA</b>	<b>0.00</b>	<b>4,840,837,144.00</b>	<b>4,840,837,144.00</b>	<b>0.00</b>	<b>0.00</b>	<b>0.00</b>
110501	Caja principal	0.00	4,840,837,144.00	4,840,837,144.00	0.00	0.00	0.00
110502	Caja menor	0.00	0.00	0.00	0.00	0.00	0.00
<b>111000</b>	<b>DEPOSITO EN INSTITUCIONES FINANCIERAS</b>	<b>1,410,352,573.59</b>	<b>11,227,283,269.10</b>	<b>11,303,123,364.92</b>	<b>1,334,512,477.77</b>	<b>1,334,512,477.77</b>	<b>0.00</b>
111005	Cuenta corriente	847,546,306.29	5,524,074,216.78	5,776,876,116.00	594,744,407.07	594,744,407.07	0.00
111006	Cuenta de ahorro	562,806,267.30	5,703,209,052.32	5,526,247,248.92	739,768,070.70	739,768,070.70	0.00
<b>113200</b>	<b>EFFECTIVO DE USO RESTRINGIDO</b>	<b>0.00</b>	<b>0.00</b>	<b>0.00</b>	<b>0.00</b>	<b>0.00</b>	<b>0.00</b>
113210	Depósitos en instituciones financieras	0.00	0.00	0.00	0.00	0.00	0.00
<b>130000</b>	<b>CUENTAS POR COBRAR</b>	<b>28,841,138,192.38</b>	<b>3,492,238,355.52</b>	<b>7,702,275,450.56</b>	<b>24,631,101,097.34</b>	<b>24,631,101,097.34</b>	<b>0.00</b>
<b>131100</b>	<b>INGRESOS NO TRIBUTARIOS</b>	<b>28,261,008,190.38</b>	<b>2,564,252,530.52</b>	<b>6,404,128,710.31</b>	<b>24,421,132,010.59</b>	<b>24,421,132,010.59</b>	<b>0.00</b>
131101	Tasas	6,749,963,033.00	1,350,282,393.87	2,321,792,659.39	5,778,452,767.48	5,778,452,767.48	0.00
131102	Multas	1,073,401,084.00	0.00	71,585,000.00	1,001,816,084.00	1,001,816,084.00	0.00
131103	Intereses	258,216.00	0.00	0.00	258,216.00	258,216.00	0.00
131108	Formularios y especies valoradas	4,306,401.00	160,873,184.20	163,204,496.00	1,975,089.20	1,975,089.20	0.00
131115	Publicaciones	24,228,697.00	1,996,552.00	2,062,424.00	24,162,825.00	24,162,825.00	0.00
131118	Licencias	3,420,047,342.00	294,629,569.40	144,438,133.00	3,570,238,778.40	3,570,238,778.40	0.00
131126	Porcentaje y sobretasa ambiental al impuesto predial	16,987,059,505.38	75,342,693.05	3,700,332,259.92	14,042,069,938.51	14,042,069,938.51	0.00
131190	Otras cuentas por cobrar por ingresos no tributarios	1,743,912.00	1,128,138.00	713,738.00	2,158,312.00	2,158,312.00	0.00
<b>133700</b>	<b>TRANSFERENCIAS POR COBRAR</b>	<b>423,768,760.00</b>	<b>927,985,825.00</b>	<b>1,298,146,740.00</b>	<b>53,607,845.00</b>	<b>53,607,845.00</b>	<b>0.00</b>
133712	Otras transferencias por cobrar	423,768,760.00	927,985,825.00	1,298,146,740.00	53,607,845.00	53,607,845.00	0.00
<b>138400</b>	<b>OTRAS CUENTAS POR COBRAR</b>	<b>156,361,242.00</b>	<b>0.00</b>	<b>0.25</b>	<b>156,361,241.75</b>	<b>156,361,241.75</b>	<b>0.00</b>
138432	Responsabilidades fiscales	156,361,242.00	0.00	0.25	156,361,241.75	156,361,241.75	0.00
<b>140000</b>	<b>DEUDORES</b>	<b>0.00</b>	<b>0.00</b>	<b>0.00</b>	<b>0.00</b>	<b>0.00</b>	<b>0.00</b>
<b>140100</b>	<b>INGRESOS NO TRIBUTARIOS</b>	<b>0.00</b>	<b>0.00</b>	<b>0.00</b>	<b>0.00</b>	<b>0.00</b>	<b>0.00</b>
140101	Tasas	0.00	0.00	0.00	0.00	0.00	0.00
140102	Multas	0.00	0.00	0.00	0.00	0.00	0.00
140103	Intereses	0.00	0.00	0.00	0.00	0.00	0.00
140114	Formularios y especies Valoradas	0.00	0.00	0.00	0.00	0.00	0.00
140127	Publicaciones	0.00	0.00	0.00	0.00	0.00	0.00
140139	Licencias	0.00	0.00	0.00	0.00	0.00	0.00
140159	Porcentaje y sobretasa ambiental al impuesto predial	0.00	0.00	0.00	0.00	0.00	0.00
140190	Otros Deudores por Ingresos No Tributarios	0.00	0.00	0.00	0.00	0.00	0.00
<b>142000</b>	<b>AVANCES Y ANTICIPOS ENTREGADOS</b>	<b>0.00</b>	<b>0.00</b>	<b>0.00</b>	<b>0.00</b>	<b>0.00</b>	<b>0.00</b>
142011	Avances Para Viaticos Y Gastos De Viaje	0.00	0.00	0.00	0.00	0.00	0.00
142012	Anticipo Para Adquisicion De Bienes Y Servicios	0.00	0.00	0.00	0.00	0.00	0.00
<b>147000</b>	<b>OTROS DEUDORES</b>	<b>0.00</b>	<b>0.00</b>	<b>0.00</b>	<b>0.00</b>	<b>0.00</b>	<b>0.00</b>
147084	Responsabilidades Fiscales	0.00	0.00	0.00	0.00	0.00	0.00
<b>150000</b>	<b>INVENTARIO</b>	<b>0.00</b>	<b>0.00</b>	<b>0.00</b>	<b>0.00</b>	<b>0.00</b>	<b>0.00</b>
<b>151400</b>	<b>MATERIALES Y SUMINISTROS</b>	<b>0.00</b>	<b>0.00</b>	<b>0.00</b>	<b>0.00</b>	<b>0.00</b>	<b>0.00</b>
151421	Dotacion a trabajadores	0.00	0.00	0.00	0.00	0.00	0.00
151423	Combustibles y lubricantes	0.00	0.00	0.00	0.00	0.00	0.00
151490	Otros materiales y suministros	0.00	0.00	0.00	0.00	0.00	0.00
<b>160000</b>	<b>PROPIEDAD, PLANTA Y EQUIPO</b>	<b>5,764,505,156.59</b>	<b>1,042,703,906.01</b>	<b>331,869,977.37</b>	<b>6,475,339,085.23</b>	<b>6,475,339,085.23</b>	<b>0.00</b>
<b>160500</b>	<b>TERRENOS</b>	<b>1,920,475,135.00</b>	<b>0.00</b>	<b>0.00</b>	<b>1,920,475,135.00</b>	<b>1,920,475,135.00</b>	<b>0.00</b>
160501	Urbanos	1,661,058,745.00	0.00	0.00	1,661,058,745.00	1,661,058,745.00	0.00
160502	Rurales	259,416,390.00	0.00	0.00	259,416,390.00	259,416,390.00	0.00
<b>161500</b>	<b>CONSTRUCCIONES EN CURSO</b>	<b>0.00</b>	<b>809,584,406.00</b>	<b>0.00</b>	<b>809,584,406.00</b>	<b>809,584,406.00</b>	<b>0.00</b>
161501	Edificaciones	0.00	809,584,406.00	0.00	809,584,406.00	809,584,406.00	0.00
<b>163500</b>	<b>BIENES MUEBLES EN BODEGA</b>	<b>104,953,530.00</b>	<b>0.00</b>	<b>48,299,500.00</b>	<b>56,654,030.00</b>	<b>56,654,030.00</b>	<b>0.00</b>
163501	Maquinaria Y Equipo	10,720,000.00	0.00	0.00	10,720,000.00	10,720,000.00	0.00
163502	Equipo Medico Y Cientifico	53,300,000.00	0.00	40,000,000.00	13,300,000.00	13,300,000.00	0.00
163503	Muebles, Enseres Y Equipos De Oficina	5,075,000.00	0.00	0.00	5,075,000.00	5,075,000.00	0.00
163504	Equipo De Comunicacion Y Computacion	34,727,530.00	0.00	8,299,500.00	26,428,030.00	26,428,030.00	0.00
163505	Equipo de transporte, traccion y elevacion	0.00	0.00	0.00	0.00	0.00	0.00
163511	Equipo De Comedor Cocina Despensa Y Hosteleria	1,131,000.00	0.00	0.00	1,131,000.00	1,131,000.00	0.00
<b>163700</b>	<b>PROPIEDAD, PLANTA Y EQUIPO NO EXPLOTADOS</b>	<b>212,009,426.21</b>	<b>0.00</b>	<b>184,820,000.01</b>	<b>27,189,426.20</b>	<b>27,189,426.20</b>	<b>0.00</b>
163707	Maquinaria Y Equipo	1,000,000.00	0.00	0.00	1,000,000.00	1,000,000.00	0.00
163708	Equipo Medico Y Cientifico	187,971,977.01	0.00	184,820,000.01	3,151,977.00	3,151,977.00	0.00
163709	Muebles, Enseres Y Equipos De Oficina	785,000.00	0.00	0.00	785,000.00	785,000.00	0.00
163710	Equipo De Comunicacion Y Computacion	22,252,449.20	0.00	0.00	22,252,449.20	22,252,449.20	0.00
<b>164000</b>	<b>EDIFICACIONES</b>	<b>843,432,903.00</b>	<b>0.00</b>	<b>0.00</b>	<b>843,432,903.00</b>	<b>843,432,903.00</b>	<b>0.00</b>
164001	Edificios Y Casas	677,928,313.00	0.00	0.00	677,928,313.00	677,928,313.00	0.00
164020	Estanques	135,098,000.00	0.00	0.00	135,098,000.00	135,098,000.00	0.00
164090	Otras Edificaciones	30,406,590.00	0.00	0.00	30,406,590.00	30,406,590.00	0.00
<b>165500</b>	<b>MAQUINARIA Y EQUIPO</b>	<b>146,019,326.00</b>	<b>0.00</b>	<b>0.00</b>	<b>146,019,326.00</b>	<b>146,019,326.00</b>	<b>0.00</b>
165508	Equipo Agrícola	6,630,000.00	0.00	0.00	6,630,000.00	6,630,000.00	0.00
165511	Herramientas Y Accesorios	41,657,380.00	0.00	0.00	41,657,380.00	41,657,380.00	0.00
165590	Otros Maquinaria Y Equipos	97,731,946.00	0.00	0.00	97,731,946.00	97,731,946.00	0.00
<b>166000</b>	<b>EQUIPO MEDICO Y CIENTIFICO</b>	<b>2,361,051,153.51</b>	<b>224,820,000.01</b>	<b>0.00</b>	<b>2,585,871,153.52</b>	<b>2,585,871,153.52</b>	<b>0.00</b>
166002	Equipo De Laboratorio	2,361,051,153.51	224,820,000.01	0.00	2,585,871,153.52	2,585,871,153.52	0.00
<b>166500</b>	<b>MUEBLES ENSERES Y EQUIPO DE OFICINA</b>	<b>238,363,196.52</b>	<b>0.00</b>	<b>0.00</b>	<b>238,363,196.52</b>	<b>238,363,196.52</b>	<b>0.00</b>
166501	Muebles Y Enseres	174,022,596.52	0.00	0.00	174,022,596.52	174,022,596.52	0.00
166502	Equipos Y Maquinas De Oficina	42,100,000.00	0.00	0.00	42,100,000.00	42,100,000.00	0.00
166590	Otros Muebles, Enseres Y Equipos De Oficina	22,240,600.00	0.00	0.00	22,240,600.00	22,240,600.00	0.00
<b>167000</b>	<b>EQUIPO DE COMUNICACION Y COMPUTACION</b>	<b>779,943,289.93</b>	<b>8,299,500.00</b>	<b>0.00</b>	<b>788,242,789.93</b>	<b>788,242,789.93</b>	<b>0.00</b>
167001	Equipo De Comunicacion	65,423,746.00	4,299,500.00	0.00	69,723,246.00	69,723,246.00	0.00
167002	Equipo De Computacion	714,519,543.93	4,000,000.00	0.00	718,519,543.93	718,519,543.93	0.00
<b>167500</b>	<b>EQUIPO DE TRANSPORTES TRACCION Y ELEVACION</b>	<b>1,216,449,998.20</b>	<b>0.00</b>	<b>0.00</b>	<b>1,216,449,998.20</b>	<b>1,216,449,998.20</b>	<b>0.00</b>
167502	Terrestre	295,552,834.00	0.00	0.00	295,552,834.00	295,552,834.00	0.00
167504	Maritimo Y Fluvial	920,897,164.20	0.00	0.00	920,897,164.20	920,897,164.20	0.00
<b>168000</b>	<b>EQUIPO DE COMEDOR, COCINA, DESPENSA Y CAFETERIA</b>	<b>2,687,333.00</b>	<b>0.00</b>	<b>0.00</b>	<b>2,687,333.00</b>	<b>2,687,333.00</b>	<b>0.00</b>
168002	Equipo De Restaurante Y Cafeteria	2,687,333.00	0.00	0.00	2,687,333.00	2,687,333.00	0.00
<b>168500</b>	<b>DEPRECIACION ACUMULADA DE PROPIEDAD PLANTA Y EQL</b>	<b>-2,060,880,134.78</b>	<b>0.00</b>	<b>98,750,477.36</b>	<b>-2,159,630,612.14</b>	<b>-2,159,630,612.14</b>	<b>0.00</b>
168501	Edificaciones	-114,397,896.19	0.00	0.00	-114,397,896.19	-114,397,896.19	0.00
168504	Maquinaria Y Equipo	-63,345,823.46	0.00	3,075,828.95	-66,421,652.41	-66,421,652.41	0.00
168505	Equipo Medico Y Cientifico	-791,116,877.31	0.00	48,653,257.03	-839,770,234.34	-839,770,234.34	0.00
168506	Muebles, Enseres Y Equipos De Oficina	-138,014,237.58	0.00	2,383,218.47	-140,397,556.05	-140,397,556.05	0.00
168507	Equipos De Comunicacion Y Computacion	-442,139,290.56	0.00	20,313,406.06	-462,452,696.62	-462,452,696.62	0.00
168508	Equipo De Transporte, Traccion Y Elevacion	-509,315,531.70	0.00	24,268,580.76	-533,584,112.46	-533,584,112.46	0.00
168509	Equipo De Comedor, Cocina, Despensa Y Hosteleria	-2,550,477.98	0.00	55,986.09	-2,606,464.07	-2,606,464.07	0.00
<b>170000</b>	<b>BIENES DE USO PUBLICO E HISTORICO Y CULTURALES</b>	<b>1,657,255.59</b>	<b>0.00</b>	<b>0.00</b>	<b>1,657,255.59</b>	<b>1,657,255.59</b>	<b>0.00</b>
<b>171000</b>	<b>BIENES DE USO PUBLICO EN SERVICIO</b>	<b>7,560,780.00</b>	<b>0.00</b>	<b>0.00</b>	<b>7</b>		

NRO CTA	NOMBRE CTA	SALDO INICIAL	DEBITO	CRÉDITO	SALDO FINAL	SALDO CORRIENTE	CORRIENTE
<b>190600</b>	<b>AVANCES Y ANTICIPOS ENTREGADOS</b>	<b>11,048,291,530.81</b>	<b>7,121,971,266.00</b>	<b>7,151,383,020.00</b>	<b>11,018,879,776.81</b>	<b>11,018,879,776.81</b>	<b>0.00</b>
190601	Anticipos sobre convenios y acuerdos	5,080,761,044.81	6,056,484,040.00	5,896,424,040.00	5,240,821,044.81	5,240,821,044.81	0.00
190603	Avances para viáticos y gastos de viaje	405,385,931.00	229,131,255.00	257,302,082.00	377,215,104.00	377,215,104.00	0.00
190604	Anticipo para adquisición de bienes y servicios	5,562,144,555.00	836,355,971.00	997,656,898.00	5,400,843,628.00	5,400,843,628.00	0.00
<b>191000</b>	<b>CARGOS DIFERIDOS</b>	<b>0.00</b>	<b>0.00</b>	<b>0.00</b>	<b>0.00</b>	<b>0.00</b>	<b>0.00</b>
191001	Materiales Y Suministros	0.00	0.00	0.00	0.00	0.00	0.00
191004	Dotacion A Trabajadores	0.00	0.00	0.00	0.00	0.00	0.00
191021	Elementos De Aseo Lavandería Y Cafeteria	0.00	0.00	0.00	0.00	0.00	0.00
191022	Combustibles Y Lubricantes	0.00	0.00	0.00	0.00	0.00	0.00
<b>192000</b>	<b>BIENES ENTREGADOS A TERCEROS</b>	<b>0.00</b>	<b>0.00</b>	<b>0.00</b>	<b>0.00</b>	<b>0.00</b>	<b>0.00</b>
192005	Bienes Muebles En Comodato	0.00	0.00	0.00	0.00	0.00	0.00
<b>192500</b>	<b>AMORTIZACION ACUMULADA DE BIENES ENTREGADOS A TERCEROS</b>	<b>0.00</b>	<b>0.00</b>	<b>0.00</b>	<b>0.00</b>	<b>0.00</b>	<b>0.00</b>
192505	Bienes Muebles En Comodato	0.00	0.00	0.00	0.00	0.00	0.00
<b>197000</b>	<b>ACTIVOS INTANGIBLES</b>	<b>22,084,848.00</b>	<b>0.00</b>	<b>0.00</b>	<b>22,084,848.00</b>	<b>0.00</b>	<b>22,084,848.00</b>
197005	Derechos	7,084,848.00	0.00	0.00	7,084,848.00	0.00	7,084,848.00
197008	Software	15,000,000.00	0.00	0.00	15,000,000.00	0.00	15,000,000.00
<b>199900</b>	<b>VALORIZACION</b>	<b>0.00</b>	<b>0.00</b>	<b>0.00</b>	<b>0.00</b>	<b>0.00</b>	<b>0.00</b>
199952	Terrenos	0.00	0.00	0.00	0.00	0.00	0.00
199962	Edificaciones	0.00	0.00	0.00	0.00	0.00	0.00
<b>200000</b>	<b>PASIVO</b>	<b>6,081,816,070.54</b>	<b>8,107,258,395.11</b>	<b>7,998,538,874.29</b>	<b>5,973,096,549.72</b>	<b>5,973,096,549.72</b>	<b>0.00</b>
<b>240000</b>	<b>CUENTAS POR PAGAR</b>	<b>5,342,878,412.48</b>	<b>5,796,459,708.11</b>	<b>6,073,722,615.29</b>	<b>5,620,141,319.66</b>	<b>5,620,141,319.66</b>	<b>0.00</b>
<b>240100</b>	<b>ADQUISICION DE BIENES Y SERVICIOS</b>	<b>1,282,780,708.25</b>	<b>3,359,275,894.19</b>	<b>3,203,377,777.19</b>	<b>1,126,882,591.25</b>	<b>1,126,882,591.25</b>	<b>0.00</b>
240101	Bienes y servicios	724,504,031.25	681,528,357.00	498,262,401.00	541,238,075.25	541,238,075.25	0.00
240102	Proyectos De Inversión	558,276,677.00	2,677,747,537.19	2,705,115,376.19	585,644,516.00	585,644,516.00	0.00
<b>240700</b>	<b>RECURSOS A FAVOR DE TERCEROS</b>	<b>179,940,894.49</b>	<b>206,739,931.16</b>	<b>901,179,223.10</b>	<b>874,380,186.43</b>	<b>874,380,186.43</b>	<b>0.00</b>
240720	Recaudos por clasificar	179,940,894.49	206,739,931.16	901,179,223.10	874,380,186.43	874,380,186.43	0.00
<b>242400</b>	<b>DESCUENTOS DE NOMINA</b>	<b>217,892,863.00</b>	<b>240,444,679.00</b>	<b>191,350,898.00</b>	<b>168,799,082.00</b>	<b>168,799,082.00</b>	<b>0.00</b>
242401	Aportes a fondos pensionales	64,204,528.00	66,047,100.00	38,464,100.00	36,621,528.00	36,621,528.00	0.00
242402	Aportes a seguridad social en salud	51,104,036.00	52,901,500.00	28,715,300.00	26,917,836.00	26,917,836.00	0.00
242407	Libranzas	67,070,943.00	105,457,775.00	108,813,090.00	70,426,258.00	70,426,258.00	0.00
242411	Embargos judiciales	35,513,356.00	16,038,304.00	15,358,408.00	34,833,460.00	34,833,460.00	0.00
<b>242500</b>	<b>ACREEDORES VARIOS</b>	<b>0.00</b>	<b>0.00</b>	<b>0.00</b>	<b>0.00</b>	<b>0.00</b>	<b>0.00</b>
242504	Servicios Públicos	0.00	0.00	0.00	0.00	0.00	0.00
242507	Arrendamientos	0.00	0.00	0.00	0.00	0.00	0.00
242508	Viáticos Y Gastos De Viaje	0.00	0.00	0.00	0.00	0.00	0.00
242510	Seguros	0.00	0.00	0.00	0.00	0.00	0.00
242518	Aportes A Fondos Pensionales	0.00	0.00	0.00	0.00	0.00	0.00
242519	Aportes A Seguridad Social en Salud	0.00	0.00	0.00	0.00	0.00	0.00
242520	Aportes Al Icbf, SENA Y Cajas De Compensacion	0.00	0.00	0.00	0.00	0.00	0.00
242524	Embargos Judiciales	0.00	0.00	0.00	0.00	0.00	0.00
242529	Cheques No Cobrados O Por Reclamar	0.00	0.00	0.00	0.00	0.00	0.00
242535	Libranzas	0.00	0.00	0.00	0.00	0.00	0.00
242551	Comisiones	0.00	0.00	0.00	0.00	0.00	0.00
242552	Honorarios	0.00	0.00	0.00	0.00	0.00	0.00
242553	Servicios	0.00	0.00	0.00	0.00	0.00	0.00
242590	Otros Acreedores	0.00	0.00	0.00	0.00	0.00	0.00
<b>243600</b>	<b>RETENCION EN LA FUENTE</b>	<b>549,618,907.23</b>	<b>64,313,093.00</b>	<b>79,731,593.00</b>	<b>565,037,407.23</b>	<b>565,037,407.23</b>	<b>0.00</b>
243603	Honorarios	145,545,107.00	12,770,000.00	18,469,976.00	151,245,083.00	151,245,083.00	0.00
243605	Servicios	104,818,386.23	2,649,768.00	11,721,136.00	113,889,754.23	113,889,754.23	0.00
243606	Arrendamientos	7,071,802.00	1,641,439.00	2,745,010.00	8,175,373.00	8,175,373.00	0.00
243608	Compras	48,249,361.00	262,500.00	927,500.00	48,914,361.00	48,914,361.00	0.00
243615	Salarios y Pagos Laborales	6,116,000.00	23,980,000.00	24,698,000.00	6,834,000.00	6,834,000.00	0.00
243625	Impuesto A Las Ventas Retenido Por Consignar	74,840,524.00	821,000.00	484,816.00	74,504,340.00	74,504,340.00	0.00
243626	Contratos de xconstruccion	0.00	0.00	0.00	0.00	0.00	0.00
243690	Otras Retenciones	162,977,727.00	22,188,386.00	20,685,155.00	161,474,496.00	161,474,496.00	0.00
<b>244000</b>	<b>IMPUESTOS, CONTRIBUCIONES Y TASAS POR PAGAR</b>	<b>449,335,589.25</b>	<b>142,700,101.00</b>	<b>74,389,607.00</b>	<b>381,025,095.25</b>	<b>381,025,095.25</b>	<b>0.00</b>
244014	Cuota de auditaje	0.00	26,268,500.00	26,268,500.00	0.00	0.00	0.00
244035	Estampillas	449,335,589.25	116,431,601.00	48,121,107.00	381,025,095.25	381,025,095.25	0.00
<b>245000</b>	<b>AVANCES Y ANTICIPOS RECIBIDOS</b>	<b>0.00</b>	<b>0.00</b>	<b>0.00</b>	<b>0.00</b>	<b>0.00</b>	<b>0.00</b>
245002	Anticipos Sobre Proyectos De Inversion	0.00	0.00	0.00	0.00	0.00	0.00
<b>245500</b>	<b>DEPOSITOS RECIBIDOS EN GARANTIA</b>	<b>0.00</b>	<b>0.00</b>	<b>0.00</b>	<b>0.00</b>	<b>0.00</b>	<b>0.00</b>
245590	Otros Depositos	0.00	0.00	0.00	0.00	0.00	0.00
<b>246000</b>	<b>REDITOS JUDICIALES</b>	<b>423,313,257.00</b>	<b>360,563,860.00</b>	<b>315,510,464.00</b>	<b>378,259,861.00</b>	<b>378,259,861.00</b>	<b>0.00</b>
246002	Sentencias Y Conciliaciones	116,191,858.00	215,087,770.00	140,034,374.00	41,138,462.00	41,138,462.00	0.00
246003	Laudos arbitrales y conciliaciones extrajudiciales	307,121,399.00	145,476,090.00	175,476,090.00	337,121,399.00	337,121,399.00	0.00
<b>248300</b>	<b>OBLIGACIONES DE LOS FONDOS</b>	<b>0.00</b>	<b>0.00</b>	<b>0.00</b>	<b>0.00</b>	<b>0.00</b>	<b>0.00</b>
248306	Cuotas partes de pensiones	0.00	0.00	0.00	0.00	0.00	0.00
<b>249000</b>	<b>OTRAS CUENTAS POR PAGAR</b>	<b>2,226,193,297.26</b>	<b>1,422,422,149.76</b>	<b>1,308,183,053.00</b>	<b>2,111,954,200.50</b>	<b>2,111,954,200.50</b>	<b>0.00</b>
249027	Viáticos y gastos de viaje	29,291,223.00	11,022,835.00	10,266,654.00	28,535,042.00	28,535,042.00	0.00
249028	Seguros	92,200,850.00	92,200,850.00	9,427,400.00	9,427,400.00	9,427,400.00	0.00
249032	Cheques no cobrados o por reclamar	985,151,267.36	0.00	52,518,417.00	1,037,669,684.36	1,037,669,684.36	0.00
249050	Aportes al ICBF y SENA	47,080,700.00	74,738,700.00	46,190,500.00	18,532,500.00	18,532,500.00	0.00
249051	Servicios públicos	12,152,739.00	70,903,327.00	65,887,370.00	7,136,782.00	7,136,782.00	0.00
249053	Comisiones	130,467,962.90	90,449,723.76	0.00	40,018,239.14	40,018,239.14	0.00
249054	Honorarios	813,461,118.00	996,001,550.00	1,039,781,906.00	857,241,474.00	857,241,474.00	0.00
249055	Servicios	10,758,362.00	5,000,000.00	4,437,600.00	10,195,962.00	10,195,962.00	0.00
249058	Arrendamiento operativo	71,999,522.00	82,105,164.00	79,673,206.00	69,567,564.00	69,567,564.00	0.00
249090	Otras cuentas por pagar	33,629,553.00	0.00	0.00	33,629,553.00	33,629,553.00	0.00
<b>250000</b>	<b>BENEFICIOS A LOS EMPLEADOS</b>	<b>583,668,774.26</b>	<b>2,310,798,687.00</b>	<b>1,924,816,259.00</b>	<b>197,686,346.26</b>	<b>197,686,346.26</b>	<b>0.00</b>
<b>250500</b>	<b>SALARIOS Y PRESTACIONES SOCIALES</b>	<b>0.00</b>	<b>0.00</b>	<b>0.00</b>	<b>0.00</b>	<b>0.00</b>	<b>0.00</b>
250501	Nomina Por Pagar	0.00	0.00	0.00	0.00	0.00	0.00
250502	Cesantias	0.00	0.00	0.00	0.00	0.00	0.00
<b>251000</b>	<b>PENSIONES POR PAGAR</b>	<b>0.00</b>	<b>0.00</b>	<b>0.00</b>	<b>0.00</b>	<b>0.00</b>	<b>0.00</b>
251001	Pensiones de Jubilacion Patronales	0.00	0.00	0.00	0.00	0.00	0.00
251006	Cuotas Partes Pensionales	0.00	0.00	0.00	0.00	0.00	0.00
<b>251100</b>	<b>BENEFICIOS A EMPLEADOS A CORTO PLAZO</b>	<b>552,994,770.44</b>	<b>2,290,297,508.00</b>	<b>1,919,953,163.00</b>	<b>182,650,425.44</b>	<b>182,650,425.44</b>	<b>0.00</b>
251101	Nómina por pagar	310,542,002.44	1,792,205,067.00	1,567,065,115.00	85,402,050.44	85,402,050.44	0.00
251102	Cesantias	24,796,768.00	126,462,271.00	126,696,778.00	25,031,275.00	25,031,275.00	0.00
251111	Aportes a riesgos laborales	4,561,900.00	7,527,500.00	4,443,800.00	1,478,200.00	1,478,200.00	0.00
251115	Capacitacion, bienestar social y estímulos	0.00	0.00	0.00	0.00	0.00	0.00
251122	Aportes a fondos pensionales-empleador	104,195,800.00	173,797,200.00	103,907,800.00	34,306,400.00	34,306,400.00	0.00
251123	Aportes a seguridad social en salud-empleador	73,983,700.00	128,032,000.00	78,566,700.00	24,518,400.00	24,518,400.00	0.00
251124	Aportes a cajas de compensacion familiar	34,914,600.00	62,273,470.00	39,272,970.00	11,914,100.00	11,914,100.00	0.00
<b>251400</b>	<b>BENEFICIO POSEMPLEO - PENSIONES</b>	<b>30,674,003.82</b>	<b>20,501,179.00</b>	<b>4,863,096.00</b>	<b>15,035,920.82</b>	<b>15,035,920.82</b>	<b>0.00</b>
251401	Pensiones de jubilación patronales	6,141,946.00	3,312,464.00	4,862,696.00	7,692,178.00	7,692,178.00	0.00
251405	Cuotas partes de pensiones	24,532,057.82	17,188,715.00	400.00	7,343,742.82	7,343,742.82	0.00
<b>270000</b>	<b>PROVISIONES</b>	<b>104,723,445.00</b>	<b>0.00</b>	<b>0.00</b>	<b>104,723,445.00</b>	<b>0.00</b>	<b>104,723,445.00</b>
<b>270100</b>	<b>LITIGIOS Y DEMANDAS</b>	<b>104,723,44</b>					

NRO CTA	NOMBRE CTA	SALDO INICIAL	DEBITO	CRÉDITO	SALDO FINAL	SALDO CORRIENTE	CORRIENTE
290100	AVANCES Y ANTICIPOS RECIBIDOS	9,075,000.00	0.00	0.00	9,075,000.00	9,075,000.00	0.00
290102	Anticipos sobre convenios y acuerdos	9,075,000.00	0.00	0.00	9,075,000.00	9,075,000.00	0.00
290300	DEPOSITOS RECIBIDOS EN GARANTIA	55,273,334.80	0.00	0.00	55,273,334.80	55,273,334.80	0.00
290303	Depositos judiciales	0.00	0.00	0.00	0.00	0.00	0.00
290390	Otros depósitos	55,273,334.80	0.00	0.00	55,273,334.80	55,273,334.80	0.00
300000	PATRIMONIO	34,194,220,275.91	0.00	3,316,257,715.11	37,510,477,991.02	0.00	37,510,477,991.02
310000	PATRIMONIO DE LAS ENTIDADES DE GOBIERNO	34,194,220,275.91	0.00	3,316,257,715.11	34,194,420,275.91	0.00	34,194,420,275.91
310500	CAPITAL FISCAL	34,194,220,275.91	0.00	200,000.00	34,194,420,275.91	0.00	34,194,420,275.91
310506	Capital Fiscal	34,194,220,275.91	0.00	200,000.00	34,194,420,275.91	0.00	34,194,420,275.91
311000	RESULTADO DEL EJERCICIO	0.00	0.00	3,316,057,715.11	3,316,057,715.11	0.00	3,316,057,715.11
311001	Excedente del ejercicio	0.00	0.00	3,316,057,715.11	3,316,057,715.11	0.00	3,316,057,715.11
314500	IMPACTOS POR LA TRANSICION AL NUEVO MARCO DE REGI	0.00	0.00	0.00	0.00	0.00	0.00
314506	Propiedades, planta y equipo	0.00	0.00	0.00	0.00	0.00	0.00
314590	Otros impactos por transición	0.00	0.00	0.00	0.00	0.00	0.00
320000	PATRIMONIO INSTITUCIONAL	0.00	0.00	0.00	0.00	0.00	0.00
320800	CAPITAL FISCAL	0.00	0.00	0.00	0.00	0.00	0.00
320801	Capital Fiscal	0.00	0.00	0.00	0.00	0.00	0.00
323000	RESULTADO DEL EJERCICIO	0.00	0.00	0.00	0.00	0.00	0.00
323001	Utilidad O Excedente Del Ejercicio	0.00	0.00	0.00	0.00	0.00	0.00
323500	SUPERAVIT POR DONACION	0.00	0.00	0.00	0.00	0.00	0.00
323502	En Especie	0.00	0.00	0.00	0.00	0.00	0.00
324000	SUPERAVIT POR VALORIZACION	0.00	0.00	0.00	0.00	0.00	0.00
324052	Terrenos	0.00	0.00	0.00	0.00	0.00	0.00
324062	Edificaciones	0.00	0.00	0.00	0.00	0.00	0.00
400000	INGRESOS	18,424,086,522.82	115,115,464.00	4,935,303,079.46	23,244,274,138.28	0.00	23,244,274,138.28
410000	INGRESOS FISCALES	13,653,266,894.00	31,674,601.00	2,492,983,479.00	16,114,575,772.00	0.00	16,114,575,772.00
411000	NO TRIBUTARIOS	13,653,266,894.00	31,674,601.00	2,492,983,479.00	16,114,575,772.00	0.00	16,114,575,772.00
411001	Tasas	4,234,719,497.00	23,176,971.00	1,318,279,198.00	5,529,821,724.00	0.00	5,529,821,724.00
411017	Formularios y especies valoradas	378,004,838.00	374,884.00	160,384,626.00	538,014,580.00	0.00	538,014,580.00
411032	Publicaciones	9,930,390.00	0.00	1,739,052.00	11,669,442.00	0.00	11,669,442.00
411046	Licencias	1,019,720,658.00	8,105,946.00	251,066,864.00	1,262,681,576.00	0.00	1,262,681,576.00
411060	Porcentaje y sobretasa ambiental predial	7,798,891,315.00	0.00	755,342,693.00	8,554,234,008.00	0.00	8,554,234,008.00
411090	Otros ingresos no tributarios	212,000,196.00	16,800.00	6,171,046.00	218,154,442.00	0.00	218,154,442.00
440000	TRANSFERENCIAS Y SUBVENCIONES	3,110,819,628.82	60,000,000.00	1,617,627,433.19	4,668,447,062.01	0.00	4,668,447,062.01
442800	OTRAS TRANSFERENCIAS	3,110,819,628.82	60,000,000.00	1,617,627,433.19	4,668,447,062.01	0.00	4,668,447,062.01
442802	Para proyectos de inversion	3,108,614,628.82	0.00	1,407,498,709.19	4,516,113,338.01	0.00	4,516,113,338.01
442803	gastos de funcionamiento	2,205,000.00	60,000,000.00	210,128,724.00	152,333,724.00	0.00	152,333,724.00
470000	OPERACIONES INTERINSTITUCIONALES	1,660,000,000.00	23,440,863.00	757,894,377.00	2,394,453,514.00	0.00	2,394,453,514.00
470500	FONDOS RECIBIDOS	1,660,000,000.00	23,440,863.00	736,660,927.00	2,373,220,064.00	0.00	2,373,220,064.00
470508	Funcionamiento	1,660,000,000.00	23,440,863.00	736,660,927.00	2,373,220,064.00	0.00	2,373,220,064.00
470510	Inversion	0.00	0.00	0.00	0.00	0.00	0.00
472200	OPERACIONES SIN FLUJO DE EFECTIVO	0.00	0.00	21,233,450.00	21,233,450.00	0.00	21,233,450.00
472203	Cuota de fiscalizacion y auditaje	0.00	0.00	21,233,450.00	21,233,450.00	0.00	21,233,450.00
480000	OTROS INGRESOS	0.00	0.00	66,797,790.27	66,797,790.27	0.00	66,797,790.27
480800	INGRESOS DIVERSOS	0.00	0.00	66,797,790.27	66,797,790.27	0.00	66,797,790.27
480826	Recuperaciones	0.00	0.00	66,797,790.27	66,797,790.27	0.00	66,797,790.27
500000	GASTOS	11,612,093,312.31	13,040,475,062.97	1,408,294,237.00	23,244,274,138.28	0.00	23,244,274,138.28
510000	DE ADMINISTRACION Y OPERACIÓN	5,736,893,344.42	2,788,583,396.00	337,817,441.00	8,187,659,299.42	0.00	8,187,659,299.42
510100	SUELDOS Y SALARIOS	2,805,429,954.00	1,279,789,859.00	224,011,279.00	3,861,208,534.00	0.00	3,861,208,534.00
510101	Sueldos	2,542,081,010.00	1,161,973,222.00	197,845,905.00	3,506,208,327.00	0.00	3,506,208,327.00
510103	Horas extras y festivos	0.00	3,668,510.00	0.00	3,668,510.00	0.00	3,668,510.00
510110	Prima tecnica	178,352,847.00	79,065,216.00	19,715,625.00	237,702,438.00	0.00	237,702,438.00
510119	Bonificaciones	70,001,866.00	27,461,534.00	4,512,965.00	92,950,435.00	0.00	92,950,435.00
510123	Auxilio de transporte	5,090,946.00	2,716,896.00	679,224.00	7,128,618.00	0.00	7,128,618.00
510160	Subsidio de alimentacion	9,903,285.00	4,904,481.00	1,257,560.00	13,550,206.00	0.00	13,550,206.00
510200	CONTRIBUCIONES IMPUTADAS	21,900,993.00	24,464,375.00	4,256,995.00	42,108,373.00	0.00	42,108,373.00
510203	Indemnizaciones	21,900,993.00	24,464,375.00	4,256,995.00	42,108,373.00	0.00	42,108,373.00
510300	CONTRIBUCIONES EFECTIVAS	623,775,100.00	169,173,700.00	0.00	792,948,800.00	0.00	792,948,800.00
510302	Aportes a cajas de compensacion familiar	111,615,900.00	37,001,200.00	0.00	148,617,100.00	0.00	148,617,100.00
510303	Cotizacion a seguridad social en salud	193,648,600.00	1,263,800.00	0.00	194,912,400.00	0.00	194,912,400.00
510305	Cotizacion a riesgos laborales	13,271,300.00	4,443,800.00	0.00	17,715,100.00	0.00	17,715,100.00
510306	Cotizacion a entidades administradoras del regimen de prima	243,989,100.00	123,868,700.00	0.00	367,857,800.00	0.00	367,857,800.00
510307	Cotizacion a entidades administradoras del regimen de ahorr	61,250,200.00	2,596,200.00	0.00	63,846,400.00	0.00	63,846,400.00
510400	APORTES SOBRE LA NOMINA	125,916,100.00	46,190,500.00	0.00	172,106,600.00	0.00	172,106,600.00
510401	Aportes al ICBF	75,823,900.00	27,756,600.00	0.00	103,580,500.00	0.00	103,580,500.00
510402	Aportes al SENA	50,092,200.00	18,433,900.00	0.00	68,526,100.00	0.00	68,526,100.00
510700	PRESTACIONES SOCIALES	601,037,987.00	555,163,260.00	20,869,659.00	1,135,331,588.00	0.00	1,135,331,588.00
510701	Vacaciones	83,870,767.00	117,683,175.00	17,892,375.00	183,661,567.00	0.00	183,661,567.00
510702	Cesantias	234,483,888.00	103,890,042.00	0.00	338,373,930.00	0.00	338,373,930.00
510704	Prima de vacaciones	176,210.00	41,840,804.00	0.00	42,017,014.00	0.00	42,017,014.00
510706	Prima de servicios	263,312,403.00	275,432,639.00	0.00	538,745,042.00	0.00	538,745,042.00
510707	Bonificaciones especial de recreacion	7,868,278.00	10,795,492.00	1,597,007.00	17,066,763.00	0.00	17,066,763.00
510790	Otras primas	11,326,441.00	5,521,108.00	1,380,277.00	15,467,272.00	0.00	15,467,272.00
510795	Otras prestaciones sociales	0.00	0.00	0.00	0.00	0.00	0.00
510800	GASTOS DE PERSONAL DIVERSOS	53,162,455.82	102,676,386.00	12,280,000.00	143,558,841.82	0.00	143,558,841.82
510801	Remuneracion por servicios tecnicos	14,136,683.00	1,500,000.00	0.00	15,636,683.00	0.00	15,636,683.00
510802	Honorarios	11,750,000.00	30,927,290.00	0.00	42,677,290.00	0.00	42,677,290.00
510803	Capacitacion, bienestar y estímulos	18,200,561.00	65,280,000.00	12,280,000.00	71,200,561.00	0.00	71,200,561.00
510806	Contratos de personal temporal	0.00	0.00	0.00	0.00	0.00	0.00
510890	Otros gastos de personal diversos	9,075,211.82	4,969,096.00	0.00	14,044,307.82	0.00	14,044,307.82
511100	GENERALES	1,478,743,872.60	606,090,266.00	76,399,508.00	2,008,434,630.60	0.00	2,008,434,630.60
511113	Vigilancia y seguridad	77,112,810.00	41,514,840.00	0.00	118,627,650.00	0.00	118,627,650.00
511114	Materiales y suministros	284,172,504.05	70,000,000.00	0.00	354,172,504.05	0.00	354,172,504.05
511115	Mantenimiento	45,451,500.00	38,990,000.00	500,000.00	83,941,500.00	0.00	83,941,500.00
511117	Servicios publicos	152,912,335.00	72,398,802.00	13,609,769.00	211,701,368.00	0.00	211,701,368.00
511118	Arrendamiento operativo	127,363,619.00	82,875,756.00	28,343,782.00	181,895,593.00	0.00	181,895,593.00
511119	Viaticos y gastos de viaje	96,957,011.00	37,948,191.00	0.00	134,905,202.00	0.00	134,905,202.00
511120	Publicidad y propaganda	5,000,000.00	0.00	0.00	5,000,000.00	0.00	5,000,000.00
511121	Impresos y publicaciones	38,624,040.00	13,000,000.00	0.00	51,624,040.00	0.00	51,624,040.00
511122	Comunicación y transporte	16,090,480.00	9,370,140.00	400,500.00	25,060,120.00	0.00	25,060,120.00
511125	Seguros generales	92,631,418.00	9,427,400.00	0.00	102,058,818.00	0.00	102,058,818.00
511146	Combustible y lubricantes	406,663.79	500,000.00	0.00	906,663.79	0.00	906,663.79
511149	Servicios de aseo, cafetería, restaurante y lavandería	34,068,500.00	0.00	0.00	34,068,500.00	0.00	34,068,500.00
511155	Elementos de aseo, cafetería, lavandería y cafetería	0.00	0.00	0.00	0.00	0.00	0.00
511178	Comisiones	63,522,841.76	0.00	0.00	63,522,841.76	0.00	63,522,841.76
511179	Honorarios	362,065,026.00	122,551,667.00	22,772,730.00	461,843,963.00	0.00	461,843,963.00
511180	Servicios	82,365,124.00	107,513,470.00	10,772,727.00	179,105,867.00	0.00	179,105,867.00
511190	Otros gastos generales	0.00	0.00	0.00	0.00	0.00	0.00
512000	IMPUESTOS Y CONTRIBUCIONES	26,926,882.00	5,035,050.00	0.00			

NRO CTA	NOMBRE CTA	SALDO INICIAL	DEBITO	CREDITO	SALDO FINAL	SALDO CORRIENTE	CORRIENTE
536000	DEPRECIACION DE PROPIEDADES, PLANTA Y EQUIPO	294,721,830.05	98,750,477.36	0.00	393,472,307.41	0.00	393,472,307.41
536004	Maquinaria y equipo	9,005,264.82	3,075,828.95	0.00	12,081,093.77	0.00	12,081,093.77
536005	Equipo medico y cientifico	145,875,200.81	48,653,357.03	0.00	194,528,557.84	0.00	194,528,557.84
536006	Muebles, enseres y equipos de oficina	7,719,955.41	2,383,318.47	0.00	10,103,273.88	0.00	10,103,273.88
536007	Equipos de comunicacion y computacion	57,194,290.86	20,313,406.06	0.00	77,507,696.92	0.00	77,507,696.92
536008	Equipo de transporte, traccion y elevacion	74,759,159.88	24,268,580.76	0.00	99,027,740.64	0.00	99,027,740.64
536009	Equipos de comedor, cocina, despensa y hoteleria	167,958.27	55,986.09	0.00	223,944.36	0.00	223,944.36
540000	TRANSFERENCIAS Y SUBVENCIONES	0.00	0.00	0.00	0.00	0.00	0.00
542300	OTRAS TRANSFERENCIAS	0.00	0.00	0.00	0.00	0.00	0.00
542302	Para proyectos de inversion	0.00	0.00	0.00	0.00	0.00	0.00
550000	GASTO PUBLICO SOCIAL	5,323,375,500.84	3,948,237,939.19	1,050,476,796.00	8,221,136,644.03	0.00	8,221,136,644.03
550800	MEDIO AMBIENTE	5,323,375,500.84	3,948,237,939.19	1,050,476,796.00	8,221,136,644.03	0.00	8,221,136,644.03
550801	Actividades de conservacion	5,323,375,500.84	3,948,237,939.19	1,050,476,796.00	8,221,136,644.03	0.00	8,221,136,644.03
570000	OPERACIONES	0.00	21,233,450.00	0.00	21,233,450.00	0.00	21,233,450.00
570500	FONDOS ENTREGADOS	0.00	0.00	0.00	0.00	0.00	0.00
570508	Funcionamiento	0.00	0.00	0.00	0.00	0.00	0.00
572200	OPERACIONES SIN FLUJO DE EFECTIVO	0.00	21,233,450.00	0.00	21,233,450.00	0.00	21,233,450.00
572203	Cuota de auditaje	0.00	21,233,450.00	0.00	21,233,450.00	0.00	21,233,450.00
580000	OTROS GASTOS	257,102,637.00	2,867,612,085.31	20,000,000.00	3,104,714,722.31	0.00	3,104,714,722.31
589000	GASTOS DIVERSOS	257,102,637.00	432,904,837.00	20,000,000.00	670,007,474.00	0.00	670,007,474.00
589009	Aportes en entidades no societarias	20,562,293.00	0.00	0.00	20,562,293.00	0.00	20,562,293.00
589012	Sentencias	20,000,000.00	60,000,000.00	0.00	80,000,000.00	0.00	80,000,000.00
589013	Laudos arbitrales y conciliaciones extrajudiciales	110,318,901.00	189,554,837.00	20,000,000.00	279,873,738.00	0.00	279,873,738.00
589025	Multas y sanciones	0.00	0.00	0.00	0.00	0.00	0.00
589090	Otros gastos diversos	106,221,443.00	183,350,000.00	0.00	289,571,443.00	0.00	289,571,443.00
589300	DEVOLUCIONES Y DESCUENTOS INGRESOS FISCALES	0.00	2,434,707,248.31	0.00	2,434,707,248.31	0.00	2,434,707,248.31
589301	Contribuciones, tasas e ingresos no tributarios	0.00	2,434,707,248.31	0.00	2,434,707,248.31	0.00	2,434,707,248.31
590000	CIERRE DE INGRESOS, GASTOS Y COSTOS	0.00	3,316,057,715.11	0.00	3,316,057,715.11	0.00	3,316,057,715.11
590500	CIERRE DE INGRESOS, GASTOS Y COSTOS	0.00	3,316,057,715.11	0.00	3,316,057,715.11	0.00	3,316,057,715.11
590501	CIERRE DE INGRESOS, GASTOS Y COSTOS	0.00	3,316,057,715.11	0.00	3,316,057,715.11	0.00	3,316,057,715.11
800000	CUENTAS DE ORDEN DEUDORAS	0.00	0.00	0.00	0.00	0.00	0.00
830000	DEUDORAS DE CONTROL	323,155,750.00	0.00	0.00	323,155,750.00	0.00	323,155,750.00
836100	RESPONSABILIDAD EN PROCESO	323,155,750.00	0.00	0.00	323,155,750.00	0.00	323,155,750.00
836101	Ante Autoridad Competente	0.00	0.00	0.00	0.00	0.00	0.00
836102	Ante autoridad competente	323,155,750.00	0.00	0.00	323,155,750.00	0.00	323,155,750.00
837100	SANEAMIENTO CONTABLE ARTICULO 355 LEY 1819/2016	0.00	0.00	0.00	0.00	0.00	0.00
837101	Incorporacion de bienes	0.00	0.00	0.00	0.00	0.00	0.00
837103	Retiro de obligaciones	0.00	0.00	0.00	0.00	0.00	0.00
890000	DEUDORAS POR EL CONTRARIO	-323,155,750.00	0.00	0.00	-323,155,750.00	0.00	-323,155,750.00
891500	DEUDORAS DE CONTROL CONTRA	-323,155,750.00	0.00	0.00	-323,155,750.00	0.00	-323,155,750.00
891521	Responsabilidades en Proceso	-323,155,750.00	0.00	0.00	-323,155,750.00	0.00	-323,155,750.00
891571	Saneamiento contable articulo 355 ley 1819/2016	0.00	0.00	0.00	0.00	0.00	0.00
900000	CUENTAS DE ORDEN ACREEDORAS	0.00	0.00	0.00	0.00	0.00	0.00
910000	RESPONSABILIDADES CONTINGENTES	44,966,558,369.00	0.00	0.00	44,966,558,369.00	0.00	44,966,558,369.00
912000	LITIGIOS Y DEMANDAS	44,966,558,369.00	0.00	0.00	44,966,558,369.00	0.00	44,966,558,369.00
912001	Civiles	44,899,795,389.00	0.00	0.00	44,899,795,389.00	0.00	44,899,795,389.00
912002	Laborales	66,762,980.00	0.00	0.00	66,762,980.00	0.00	66,762,980.00
930000	ACREEDORAS DE CONTROL	1,559,235.28	0.00	0.00	1,559,235.28	0.00	1,559,235.28
930600	BIENES RECIBIDOS DE TERCERO	1,559,235.28	0.00	0.00	1,559,235.28	0.00	1,559,235.28
930617	Propiedad, planta y equipo	1,559,235.28	0.00	0.00	1,559,235.28	0.00	1,559,235.28
934600	BIENES RECIBIDOS DE TERCERO	0.00	0.00	0.00	0.00	0.00	0.00
934619	Propiedad Planta y equipo	0.00	0.00	0.00	0.00	0.00	0.00
936800	SANEAMIENTO CONTABLE ARTICULO 355 LEY 1819/2016	0.00	0.00	0.00	0.00	0.00	0.00
936802	Retiro de bienes	0.00	0.00	0.00	0.00	0.00	0.00
936803	Retiro de derechos	0.00	0.00	0.00	0.00	0.00	0.00
990000	ACREEDORAS POR EL CONTRARIO	-44,968,117,604.28	0.00	0.00	-44,968,117,604.28	0.00	-44,968,117,604.28
990500	RESPONSABILIDADES CONTINGENTES POR CONTRA	-44,966,558,369.00	0.00	0.00	-44,966,558,369.00	0.00	-44,966,558,369.00
990505	Responsabilidades Contingentes Por Contra	-44,946,558,369.00	0.00	0.00	-44,946,558,369.00	0.00	-44,946,558,369.00
990590	Otras Responsabilidades Contingentes	-20,000,000.00	0.00	0.00	-20,000,000.00	0.00	-20,000,000.00
991500	ACREEDORA DE CONTROL POR EL CONTRARIO	-1,559,235.28	0.00	0.00	-1,559,235.28	0.00	-1,559,235.28
991502	Bienes recibidos en custodia	-1,559,235.28	0.00	0.00	-1,559,235.28	0.00	-1,559,235.28
991506	Bienes Recibidos de Terceros	0.00	0.00	0.00	0.00	0.00	0.00
991530	Saneamiento contable articulo 355-ley 1819/2016	0.00	0.00	0.00	0.00	0.00	0.00
991531	Saneamiento contable articulo 355-ley 1819/2016	0.00	0.00	0.00	0.00	0.00	0.00

  
**ARNOLDO ALEXANDER RINCÓN LOPEZ**  
 Director General  
  
**DIOSA LORENA ANDRADE QUINTERO**  
 Contador  
 T.P. Nro 106181 - T

  
**MIGUEL TORRES CUESTA**  
 Subdirector Administrativo y Financiero  
  
**EDDY BLAROON DASAS**  
 Revisor Fiscal  
 T.P. Nro 55337 - T